



BIRMINGHAM TITLE AGENCY

26000 W. 12 Mile Road, Southfield, MI 48034
office: 248-633-2737 | fax: 248-268-8168

Client Transfer Instructions

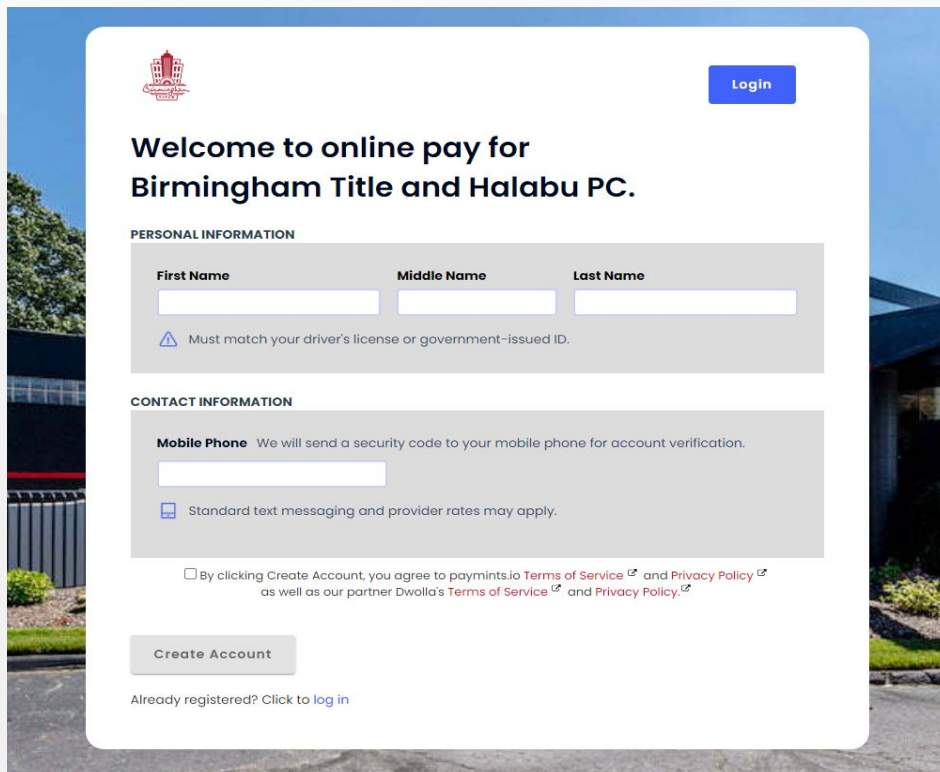
[Learn More](#)




The image shows a smartphone screen displaying the Birmingham Title online portal. At the top left is the Birmingham Title logo, and at the top right is a blue 'Login' button. The main heading reads 'Welcome to online pay for Birmingham Title and Halabu PC.' Below this is a section titled 'PERSONAL INFORMATION' containing three input fields for 'First Name', 'Middle Name', and 'Last Name'. A warning icon and text state: 'Must match your driver's license or government-issued ID.' The next section is 'CONTACT INFORMATION', which includes a 'Mobile Phone' field with a note: 'We will send a security code to your mobile phone for account verification.' Below this is a checkbox for 'Standard text messaging and provider rates may apply.' At the bottom, a blue checkmark icon precedes the text: 'By clicking Create Account, you agree to payments.io Terms of Service and Privacy Policy as well as our partner Dwolla's Terms of Service and Privacy Policy.'

1

Start by going to birminghamtitle.paymints.io. Create an Account by inputting your first and last name and your mobile phone number. We will send you an authentication code via text




The screenshot shows a web form for creating an account. At the top left is the Birmingham City Council logo. At the top right is a blue 'Login' button. The main heading reads 'Welcome to online pay for Birmingham Title and Halabu PC.' Below this is a section titled 'PERSONAL INFORMATION' containing three input fields for 'First Name', 'Middle Name', and 'Last Name'. A warning icon and text below these fields state: 'Must match your driver's license or government-issued ID.' The next section is 'CONTACT INFORMATION', which includes a 'Mobile Phone' label, a note 'We will send a security code to your mobile phone for account verification.', and a single input field for the phone number. Below the phone field is a text message icon and the text 'Standard text messaging and provider rates may apply.' At the bottom of the form is a checkbox with the text: 'By clicking Create Account, you agree to paymints.io Terms of Service and Privacy Policy as well as our partner Dwolla's Terms of Service and Privacy Policy.' Below the checkbox is a grey 'Create Account' button. At the very bottom, it says 'Already registered? Click to log in' with a blue link.

 [Login](#)

Welcome to online pay for Birmingham Title and Halabu PC.


PERSONAL INFORMATION

First Name **Middle Name** **Last Name**

 Must match your driver's license or government-issued ID.

CONTACT INFORMATION

Mobile Phone We will send a security code to your mobile phone for account verification.

 Standard text messaging and provider rates may apply.

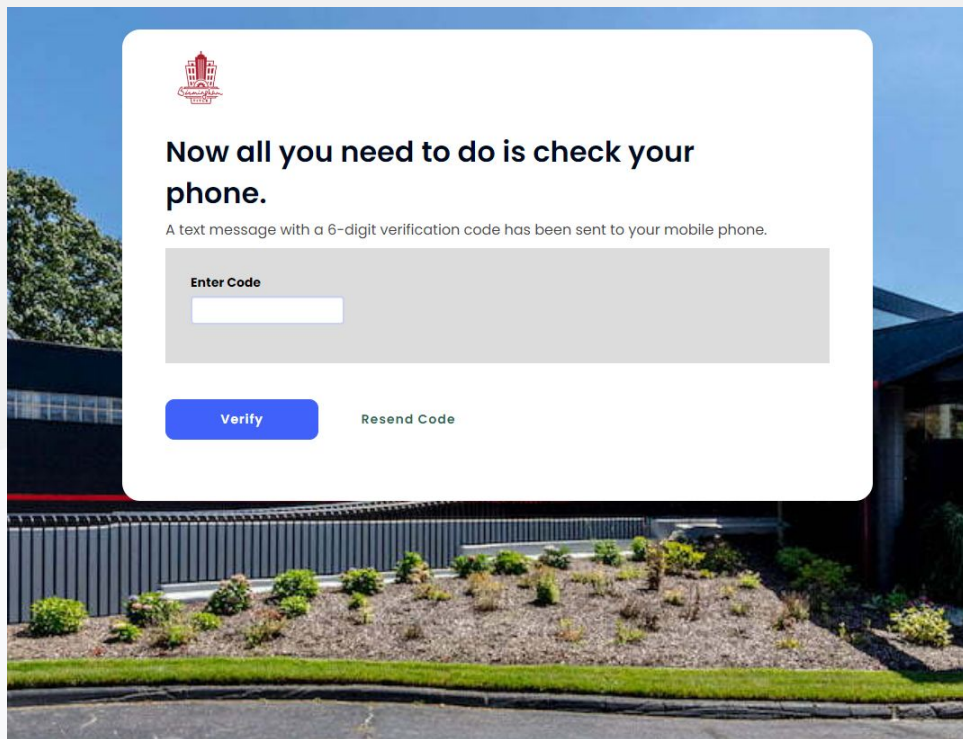
☐ By clicking Create Account, you agree to paymints.io [Terms of Service](#) and [Privacy Policy](#) as well as our partner Dwolla's [Terms of Service](#) and [Privacy Policy](#).

[Create Account](#)


Already registered? Click to [log in](#)

2

Enter the authentication code you should have received via text message.



The screenshot shows a mobile application interface for Stevenson University. At the top left is the university's crest logo. The main heading reads "Now all you need to do is check your phone." Below this, a message states: "A text message with a 6-digit verification code has been sent to your mobile phone." There is a text input field with the placeholder "Enter Code". At the bottom, there are two buttons: a blue "Verify" button and a green "Resend Code" button. The background of the app window shows a photograph of a modern building with a glass facade and a landscaped area with plants and a walkway.



Now all you need to do is check your phone.

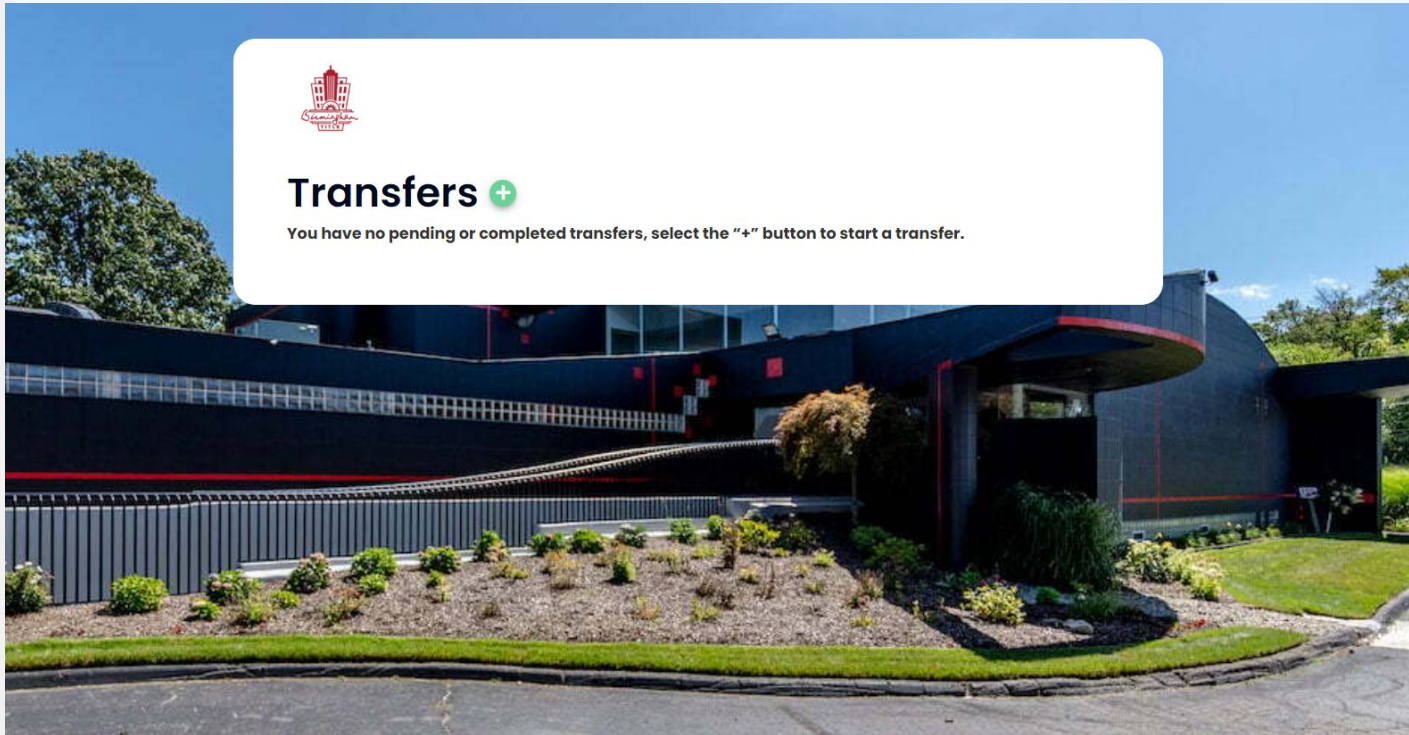
A text message with a 6-digit verification code has been sent to your mobile phone.

Enter Code

[Verify](#) [Resend Code](#)

3


Click the green plus sign beside “Transfers” to start a new transfer.




4

Please input your personal information for an OFAC check.

Last 4 Digits of Social Security Number

**** 

Date of Birth

mm/dd/yyyy 

Email Address


Email Address

Address Associated with Bank Account

Address 1

Address 2

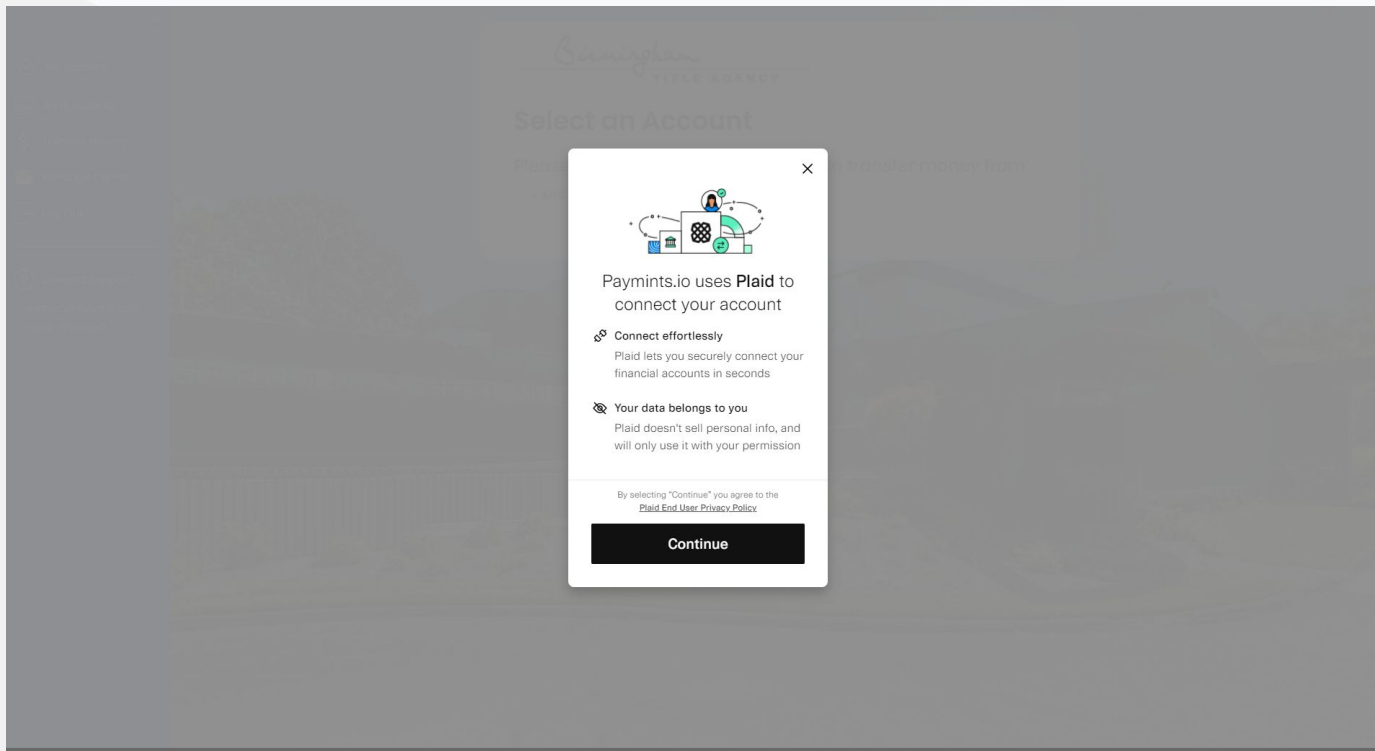
City

State 

Zip code

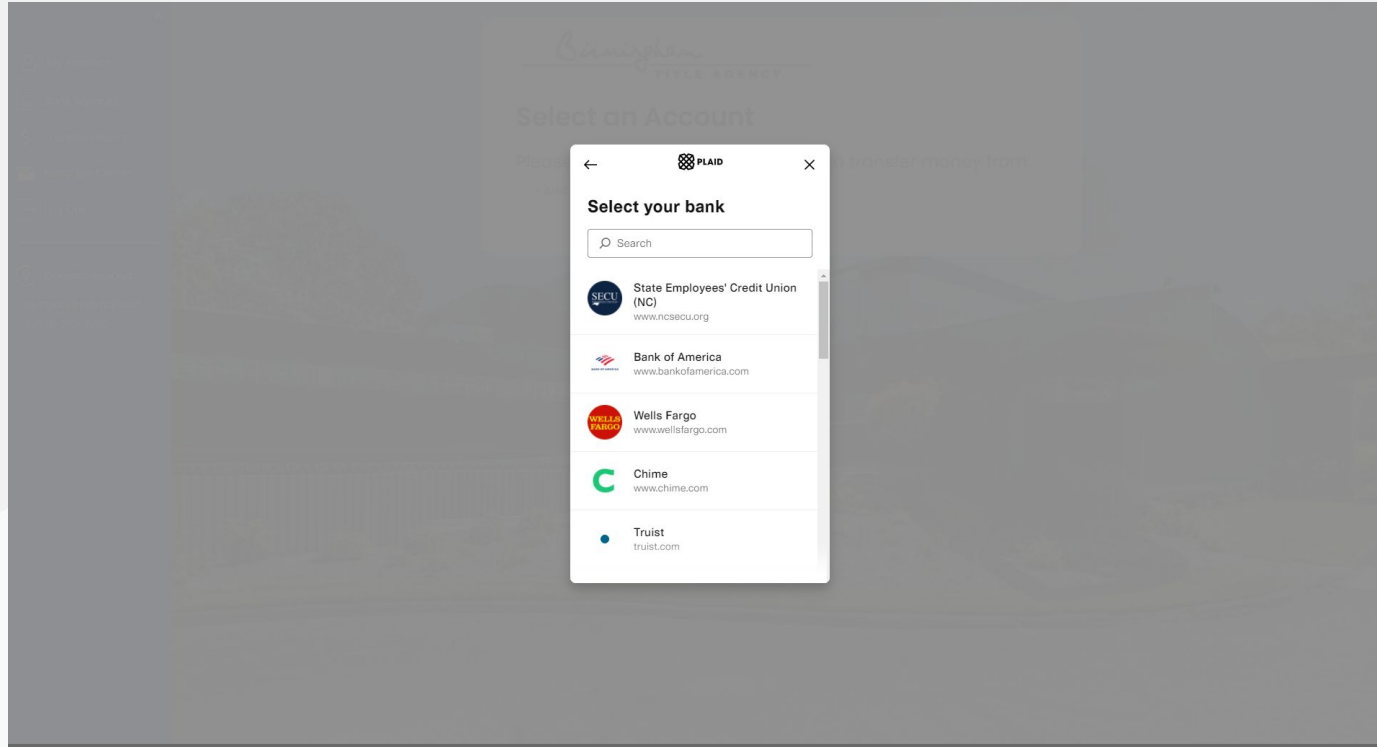
5

Next you will see the Plaid screen. Plaid is the most secure way to connect your bank account electronically. We do not share or store any banking credentials. Please click continue.



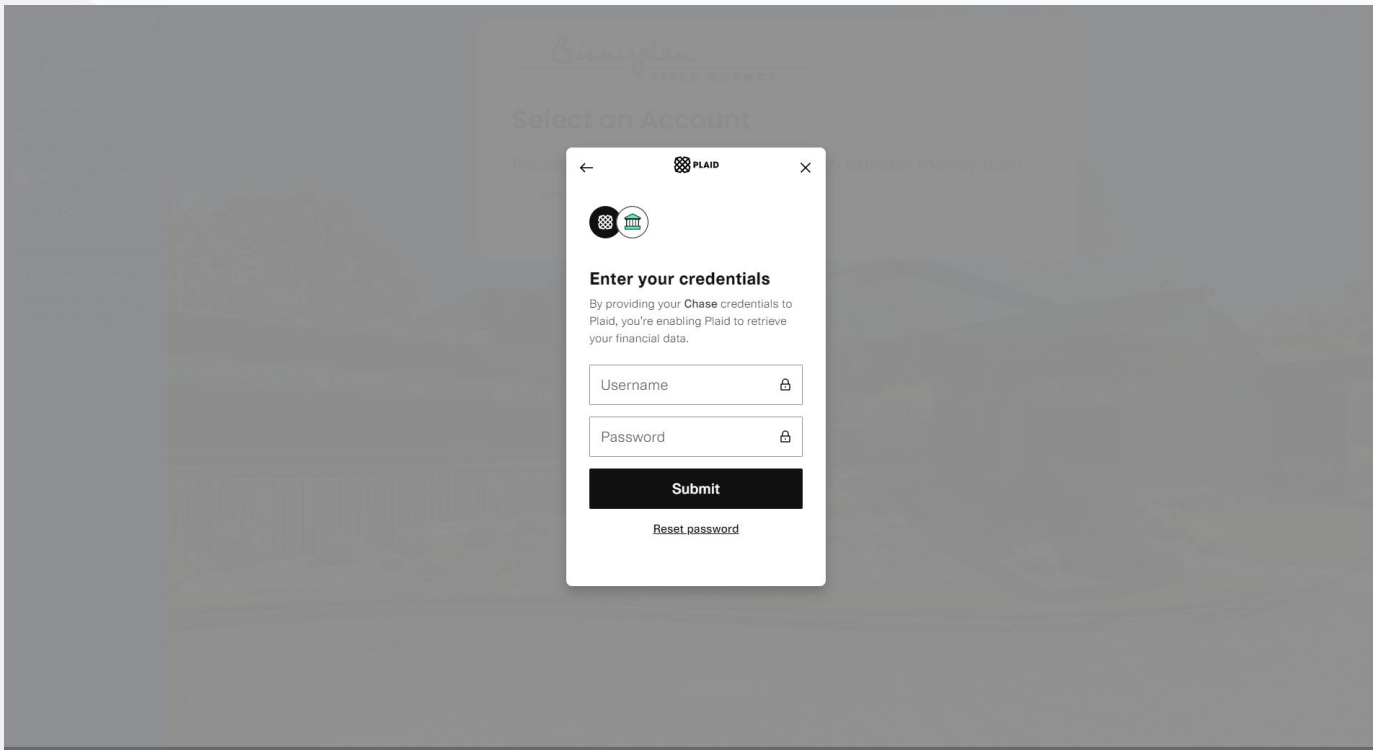
6

Plaid allows us to connect to over 16,000+ financial institutions. What you will first see are the most banks used on our platform. If you do not see your bank click in the search bar and type in the name of your bank. Select your financial institution.



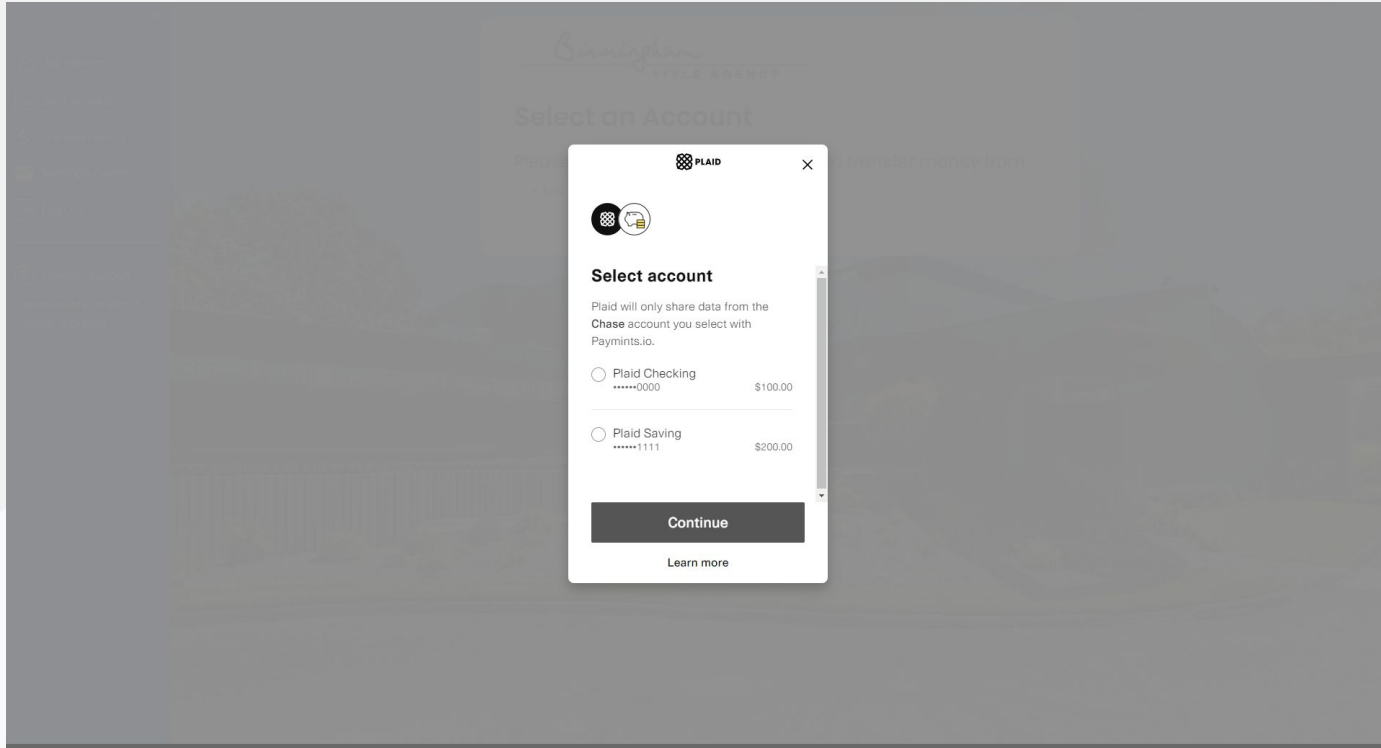
7

Login to your bank account with your online banking credentials. After you have selected your financial institution, log in to your bank using your online banking credentials. Depending on your Financial Institution, you may be redirected to their site to authorize your account connection via Plaid. This will allow you to view all of your accounts which are eligible to make a transfer on our platform"



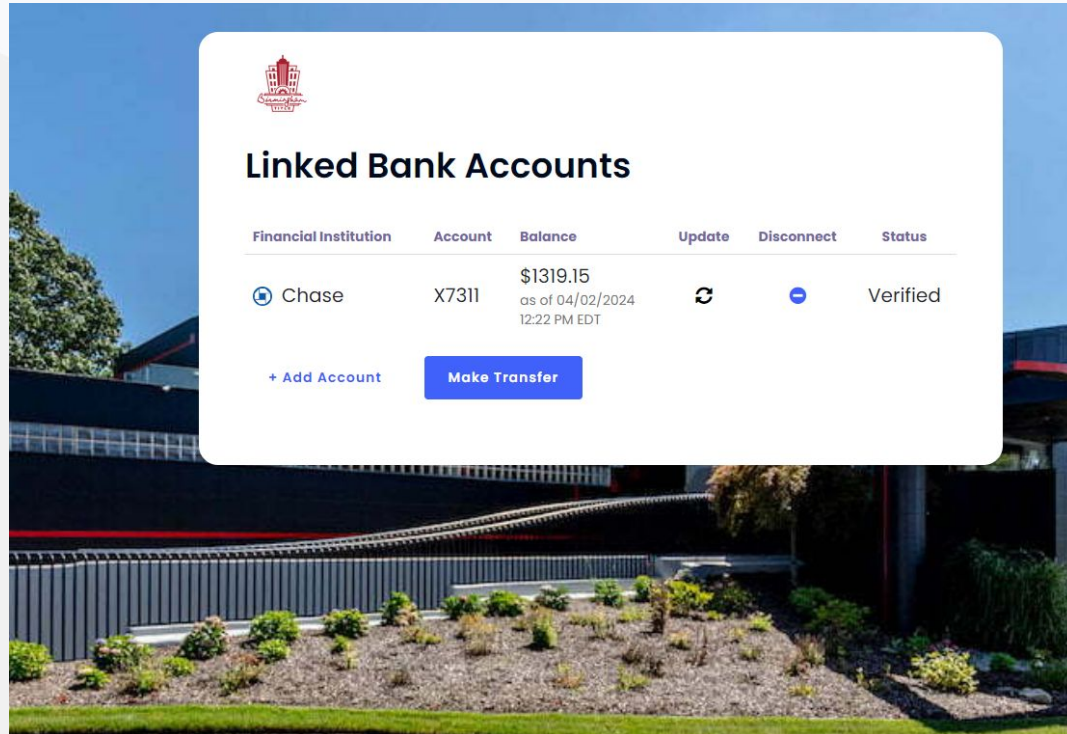
8

Please select the account that you would like to use to make the transfer.



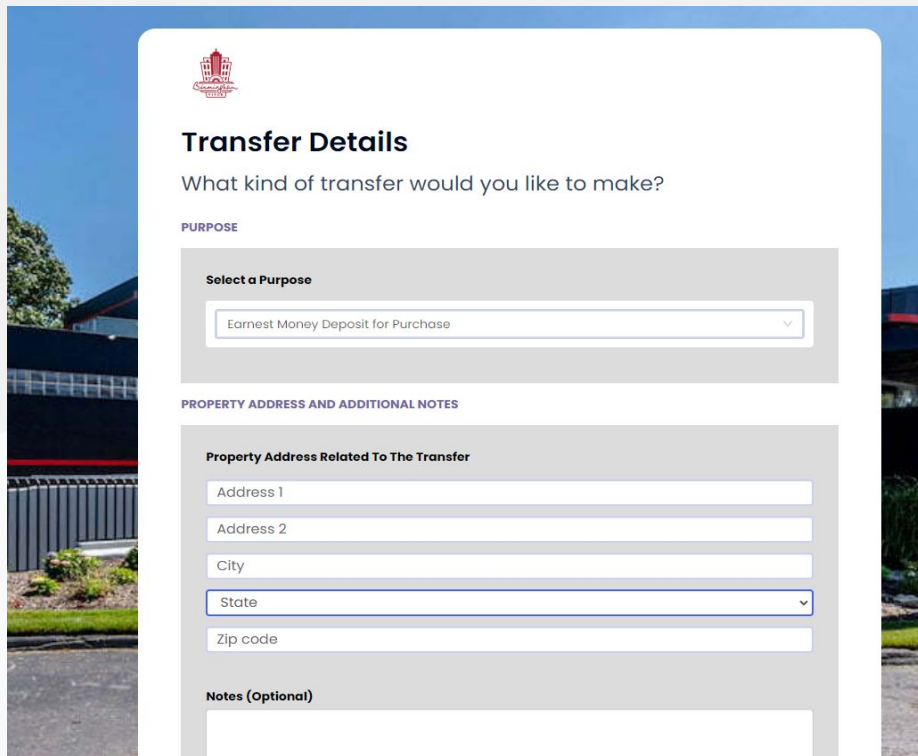
9


Once your account has been connected please click “Make Transfer”. This will allow you to select your account and continue to the transfer details page.



10

Please fill out the transfer details page. If you would like to add any notes about your transfer you can add that in the optional notes section.





Transfer Details

What kind of transfer would you like to make?

PURPOSE

Select a Purpose

Earnest Money Deposit for Purchase ▼

PROPERTY ADDRESS AND ADDITIONAL NOTES

Property Address Related To The Transfer

Address 1

Address 2

City

State ▼

Zip code

Notes (Optional)

11

After entering your transfer amount twice for confirmation, please use the dropdown feature to select the correct Office for receiving payment. Choose Halabu, P.C. for non real estate payments or Choose Birmingham Title for real estate deposit payments.

AMOUNT

Account Balance \$1,319.15

Amount	Re-Enter Amount
<input type="text" value="\$0.00"/>	<input type="text" value="\$0.00"/>

Destination Account:


Birmingham Title
26000 West 12 Mile Rd
Birmingham, Michigan 48034

Select an Office to make a payment to

[< Back](#) [Review](#)

12

Review your transfer details if all of the information is correct please click “Make Transfer”.



Review

Please confirm that the information below is correct before continuing.

Transfer From:
Chase
Account X7311

→

Transfer To:
Birmingham Title
26000 West 12 Mile Rd
Birmingham, Michigan 48034

Details

Transfer Date	Purpose	Subject Property	Office
04/02/2024	Earnest Money Deposit For Purchase	123 Test St Birmingham, Michigan 48009	Holabu, PC. - Southfield, Michigan

Note

Earnest Money Deposit For Purchase Amount\$1.23

TRANSFER TOTAL AMOUNT


\$1.23

< Back

Make Transfer


13

Once you have clicked “Make Transfer” both you and the recipient will receive email notifications that the transfer has been initiated. You will also receive an email notification when the transfer arrives in Birmingham Title’s account. You can also add additional email recipients if you would like to send the transfer details to anyone else involved in the closing.



Your transfer is now pending.

You should expect to see the money come out of your account within the next business day. Check your email for a transfer summary receipt.

From	To
 Chase Account X7311	Birmingham Title 26000 West 12 Mile Rd Birmingham, Michigan 48034 Halabu, PC.

→

Details

Transfer Date	Purpose	Subject Property	Office
04/02/2024	Earnest Money Deposit For Purchase	123 Test St Birmingham, Michigan 48009	Halabu, PC. - Southfield, Michigan

Note

Earnest Money Deposit For Purchase Amount \$1.23

TRANSFER TOTAL AMOUNT

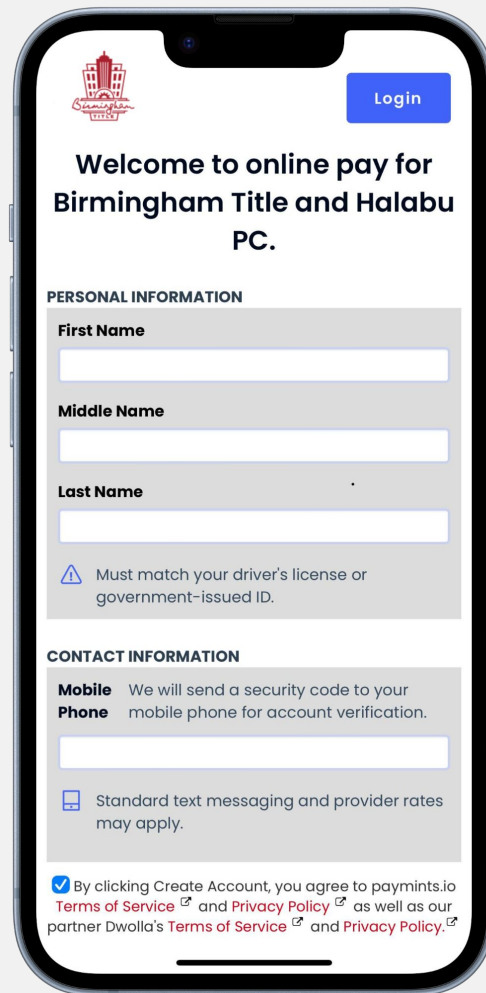
\$1.23

You can send a receipt of this transfer to up to 5 people. If you wish to do so, please enter their email addresses below:


Contact Us

If you experience any issues, please contact support@paymints.io

Enjoyed your transfer experience?
Please let us know & tell a friend!



The image shows a smartphone screen displaying the login interface for Birmingham Title and Halabu PC. At the top left is a red logo of a building. At the top right is a blue 'Login' button. The main heading reads 'Welcome to online pay for Birmingham Title and Halabu PC.' Below this is a section titled 'PERSONAL INFORMATION' with three input fields for 'First Name', 'Middle Name', and 'Last Name'. A warning icon and text state: 'Must match your driver's license or government-issued ID.' The next section is 'CONTACT INFORMATION' with a 'Mobile Phone' field and a note: 'We will send a security code to your mobile phone for account verification.' Below the phone field is a note about standard text messaging rates. At the bottom, a checkbox is checked, and the text reads: 'By clicking Create Account, you agree to paymints.io Terms of Service and Privacy Policy as well as our partner Dwolla's Terms of Service and Privacy Policy.'

 [Login](#)


Welcome to online pay for Birmingham Title and Halabu PC.

PERSONAL INFORMATION

First Name


Middle Name

Last Name

 Must match your driver's license or government-issued ID.

CONTACT INFORMATION

Mobile Phone We will send a security code to your mobile phone for account verification.

 Standard text messaging and provider rates may apply.

☒ By clicking Create Account, you agree to paymints.io [Terms of Service](#) and [Privacy Policy](#) as well as our partner Dwolla's [Terms of Service](#) and [Privacy Policy](#).